



VideometerLab for Quality Assessment of pharmaceutical tablets



ABOUT US



- Spectral imaging company
- Founded 1999
- Products
 - Lab instruments,
 - Turn-key in-line systems, and
 - R&D projects
- App. 700 imaging R&D projects since 2000
- In-line 24/7 spectral imaging since 2002
- Based in Copenhagen, Denmark
- Partnerships worldwide

OUR LEGACY



1999

The beginnings

Videometer was co-founded by Jens Michael Carstensen and 7-Technologies in 1999, as a spin-off from the Technical University of Denmark. The first patent application was filed.

2000

Project-based

In 2000, Videometer began its project-based activity. During these years, the company's main focus was set on custom-made vision systems for in-line and on-line quality control.

2018

A new era

In 2018, Videometer's structure underwent new developments both in terms of strategy and structure. This year marked the beginning of a new era for the company, in terms of focus on instruments.

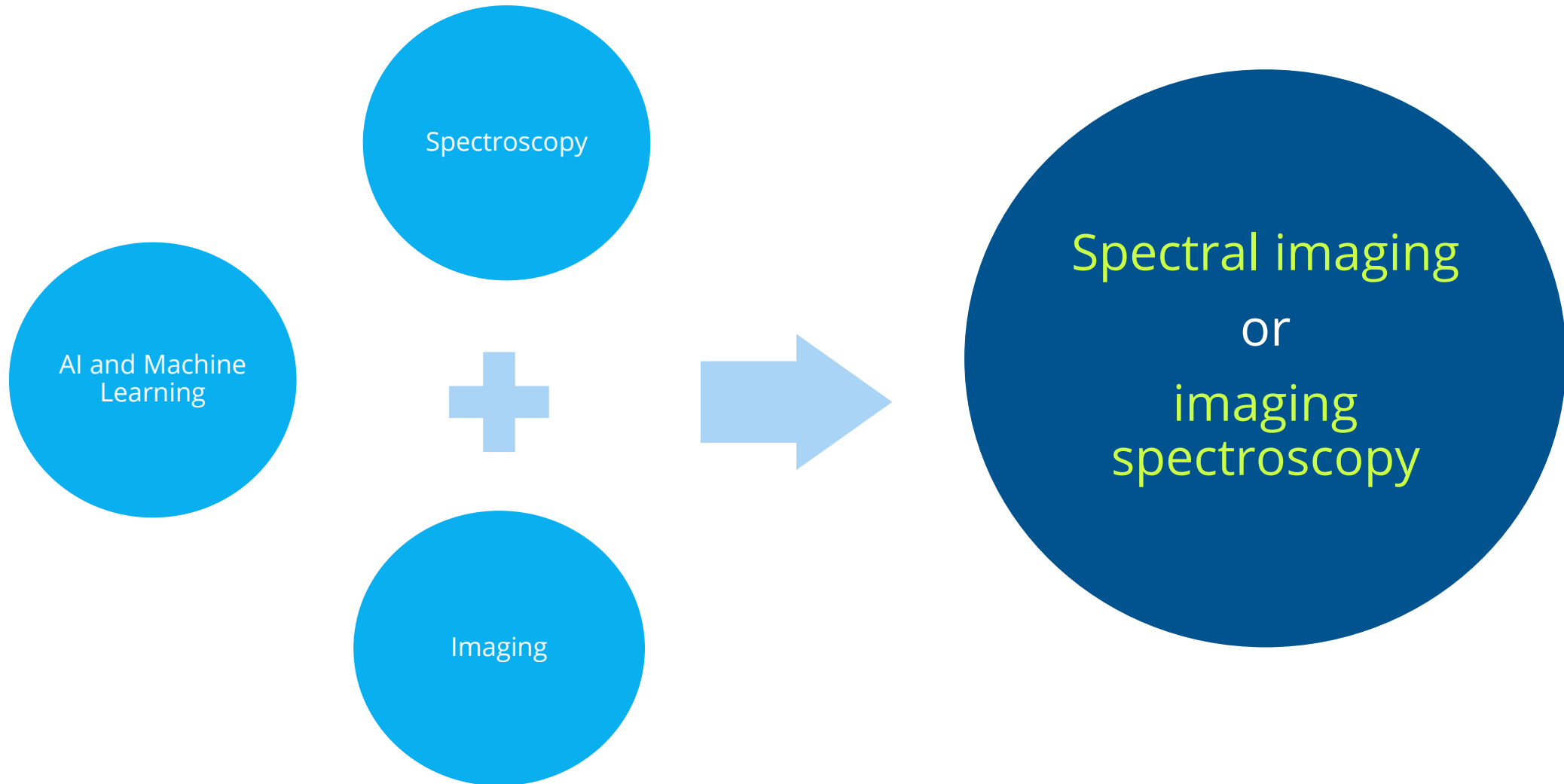
2020s

Today

Today, Videometer is a leading provider of spectral imaging solutions worldwide, selling both spectral imaging instruments and custom-made vision systems. Videometer is synonym of excellence and innovation in its field.



SPECTRAL IMAGING



WHAT COLOR IS THE CAR?



APPEARANCE

=

CHEMISTRY

X

PHYSICS

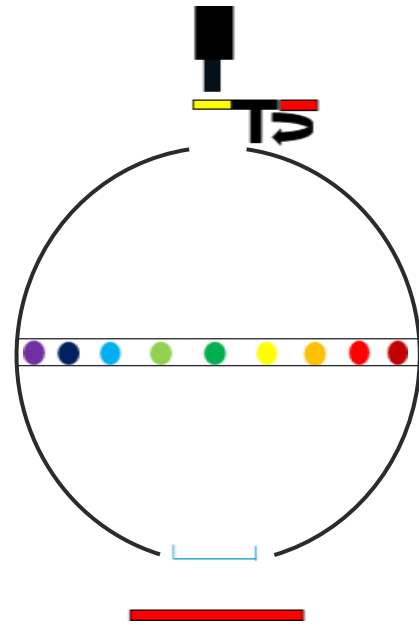
X

ENVIRONMENT

X

ILLUMINATION

LED BAND SEQUENTIAL SPECTRAL IMAGING



Camera and lens

Emission filter changer

Integrating sphere

LEDs of multiple wavelengths


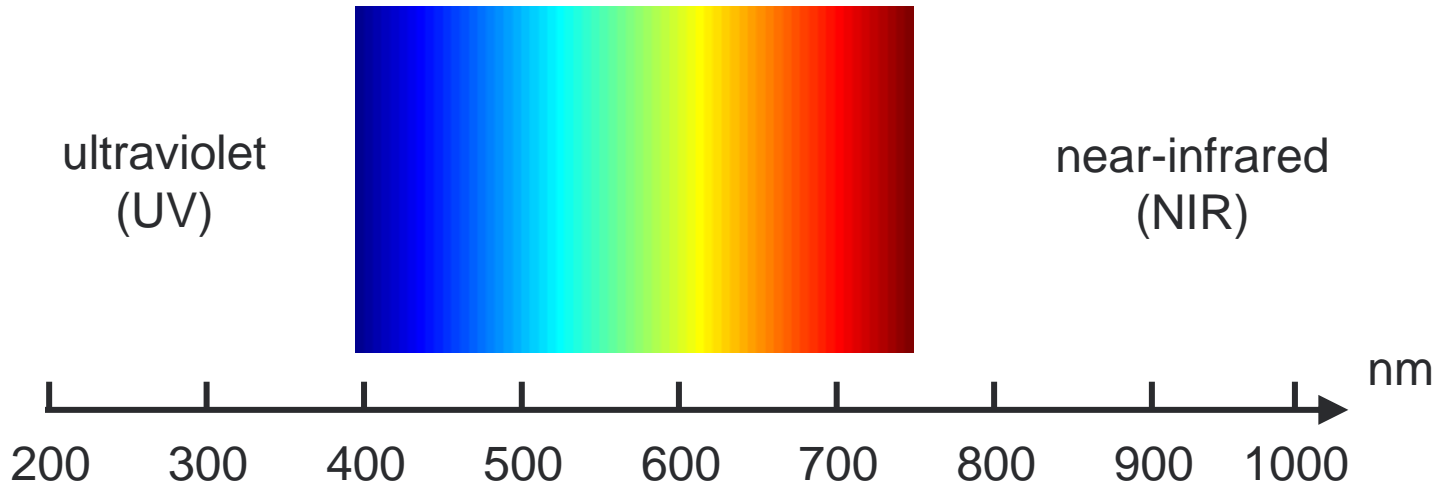
Sample is placed in target opening

Backlight or background



- LEDs: Stable, durable, large selection, rapidly developing technology
- Up to 20 different high-resolution bands acquired sequentially in 0.5-1.0 seconds
- May be combined with emission filters, backlight, and darkfield illuminant
- Combined reflectance spectral imaging and fluorescence spectral imaging possible!

SPECTRAL IMAGE



N images obtained at N wavelengths

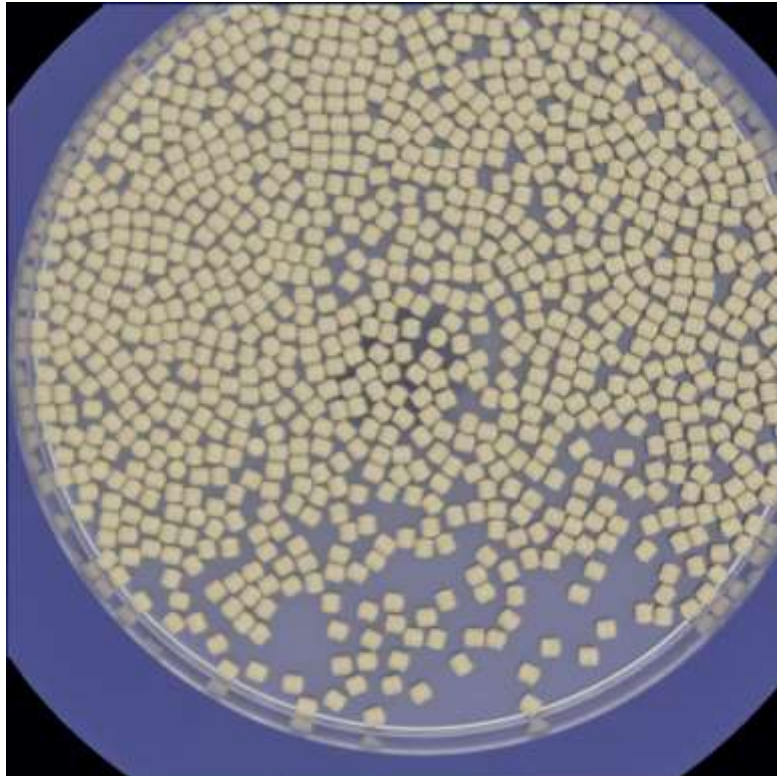
Microbial and plant metabolites

Accurate color assessment and pigment concentration

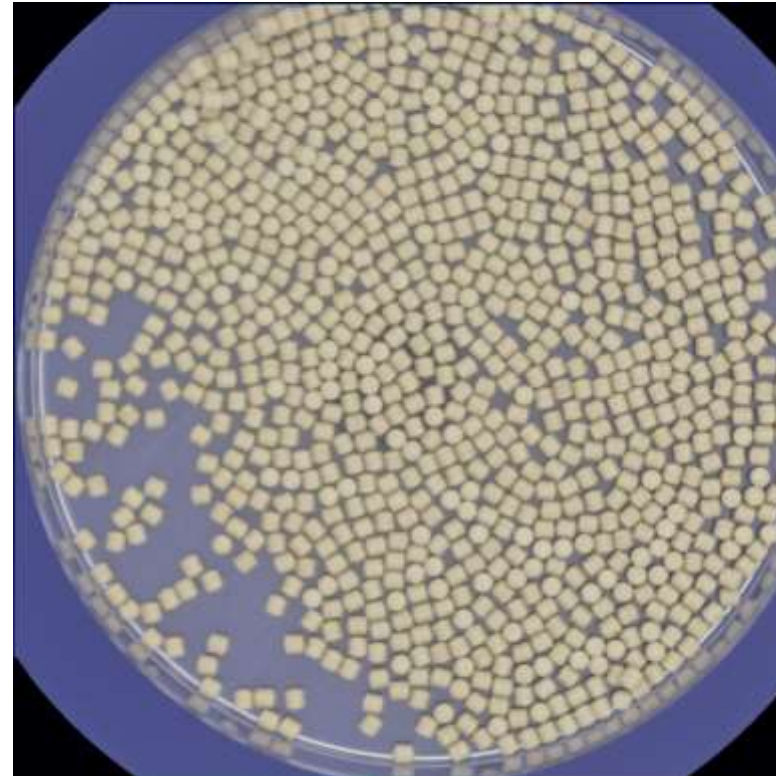
Pigment baseline, moisture, fat, etc.

Spectral image is typically a large data structure of 100 MB to 10 GB

UNCOATED AND COATED MINITABS



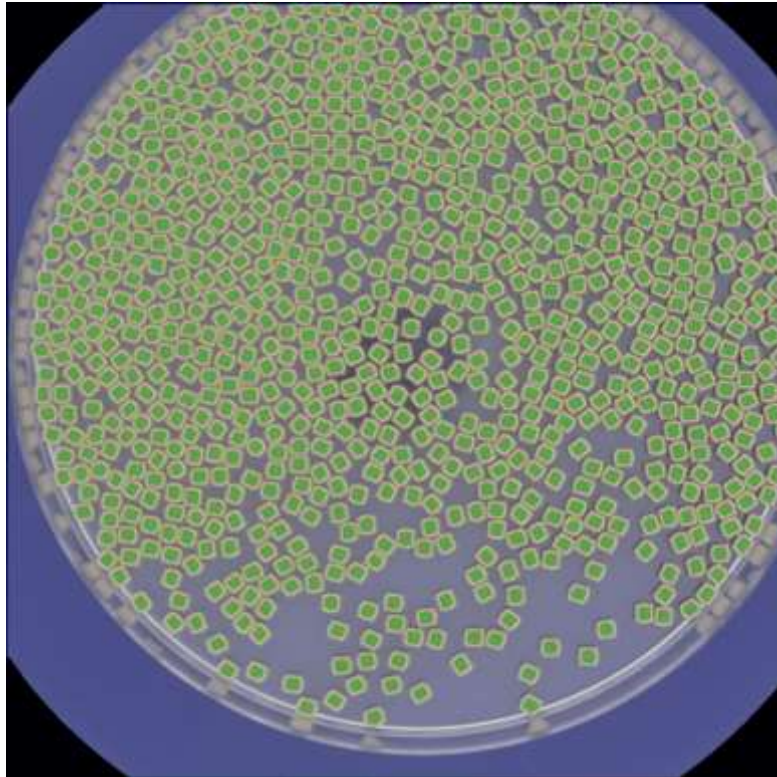
Uncoated




Coated

We measure what you see – and beyond

MINITABS SPECTRAL COATING MEASUREMENT



Uncoated

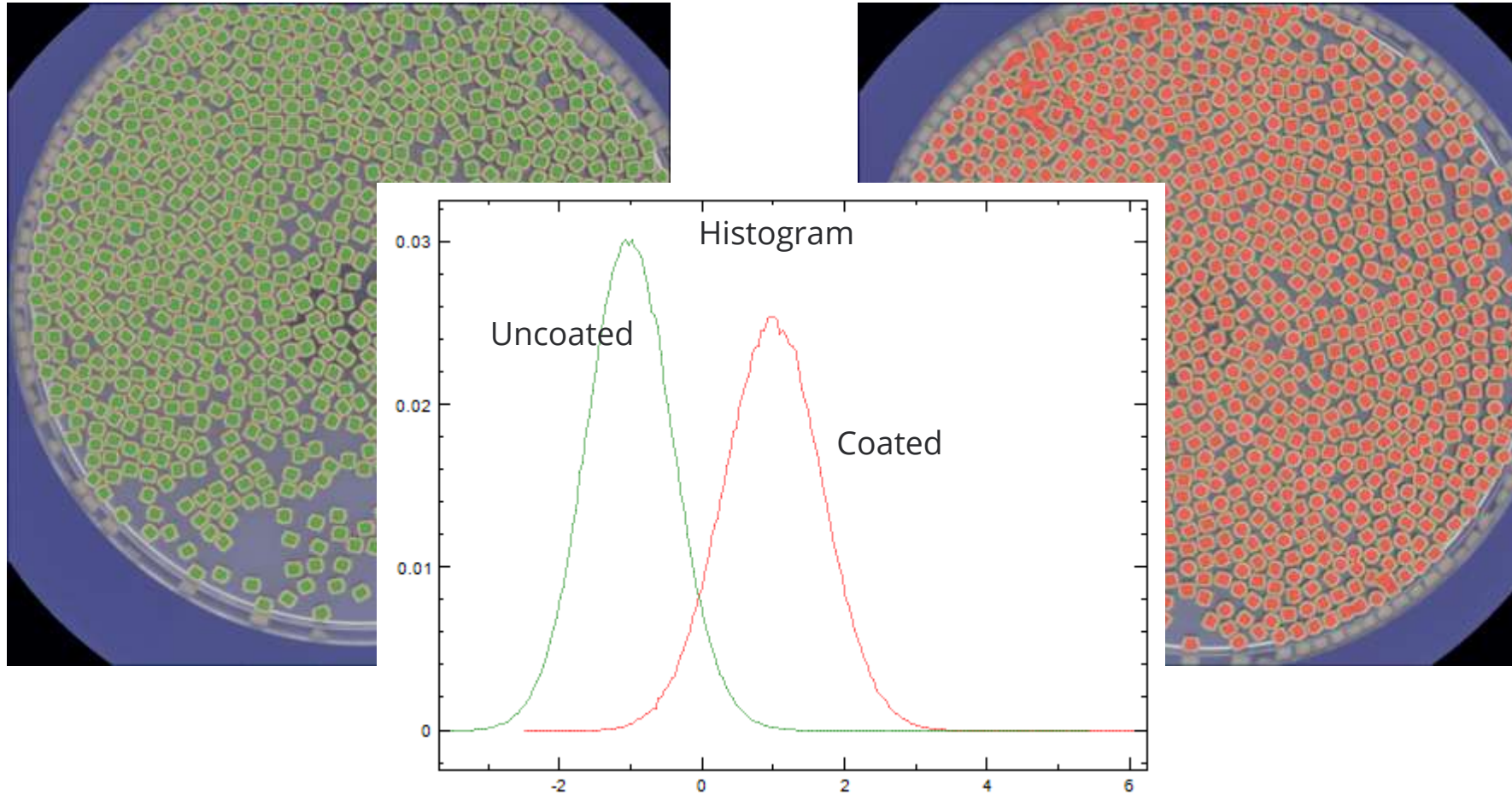


Coated

Canonical discriminant analysis


We measure what you see – and beyond

MINITABS SPECTRAL COATING MEASUREMENT



We measure what you see – and beyond

MIXED UNCOATED AND COATED MINITABS



We measure what you see – and beyond


OUR VALUES



Zero Hunger and Food Security



Good Health and Well-Being



Decent Work and Economic Growth



Responsible Consumption and Production



Life Below Water



Partnership for the Goals

THANK YOU!



Address

Hørkær 12B
DK-2730
Herlev



Email

mail@videometer.com
www.videometer.com



Phone

+45 4576 1077