



Spectral Imaging with VideometerLab

Application: Heritage imaging
Papyrus roll fragments

Videometer A/S
www.videometer.com



Papyrus piece 165





The papyrus pieces studied are very hard or impossible to read by the naked eye.

In the following the left image is contrast enhanced sRGB, and the right is made using NIR.


No other processing has been done, but a lot is possible.




Piece 165





Piece 162




Piece 163



Piece 182 2



Piece 171 sv



Piece 183 3

